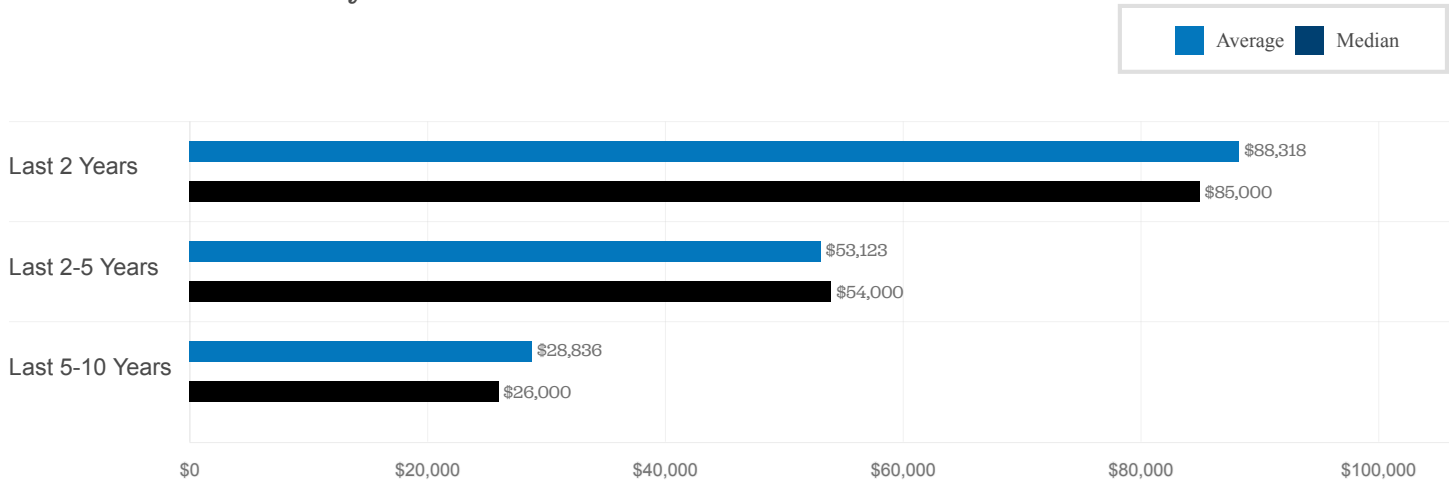




## Subdivision Sales History



## Subdivision Sales Data



Min/Max Sale Price in Subdivision

## Subdivision Sales Data



Average Property  
Turnaround

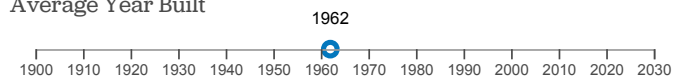
## Subdivision Property Characteristics

### Key Quantities

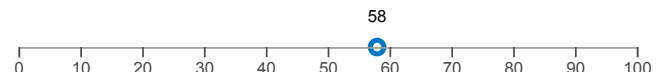
- 202 # of Properties in the Subdivision
- 198 # of Homes (Improvements) in the Subdivision

### History

#### Average Year Built



#### Average Age of Home



## Subdivision Property Characteristics

### Footprint

#### Average

Average Square Footage **1176**

Average Lot Size **0**

#### Maximum

Maximum Building Square Feet **2142**

Maximum Lot Size (acres) **0**

## Subdivision Appraisal Values

### Average Stats

Average Appraised Land **\$11,911**

Average Appraised Building **\$51,927**

Average Appraised Value **\$63,068**

### Median Stats

Median Appraised Land **\$12,000**

Median Appraised Building **\$50,532**

Median Appraised Value **\$62,408**